



EAD use in Geneva from October 2005 to February 2006

Questionnaire to students

*Report of the results of the feedback
questionnaire delivered at the end of
the use of EAD at the University of
Geneva in 2005.*



Contents

<i>Questionnaire Results</i>	3
<i>Introduction</i>	3
<i>Demographics</i>	3
<i>Use of the course digital materials</i>	6
<i>Communication</i>	7
<i>Impact</i>	7
<i>Evaluation</i>	7
<i>Annex 1</i>	10
<i>The Questionnaire text</i>	10

Questionnaire Results

The questionnaire is divided in categories and results are displayed question by question.

Introduction

The questionnaire has been distributed to the 24 students attending the course Ecologie dans le projet d'architecture (IV year) from October 2005 to February 2006 in order to obtain feedbacks on the use of EAD at the University of Geneva. 14 students filled in the questionnaire, which tested the following main topics:

- Demographics;
- Use of digital materials;
- Communication
- Impact
- Evaluation

The questionnaire text is included in Annex 1

Demographics

Q1. What is your age?

10 people are in the range age from 21 to 25, while the 3 are in the range age from 26 to 30.

Q2. What is your sex?

9 students are females and 4 males.

Q3. What is your place of birth?

Surprisingly, only students were from Switzerland and 2 from France; the others comes from outside Switzerland and its bordering states.

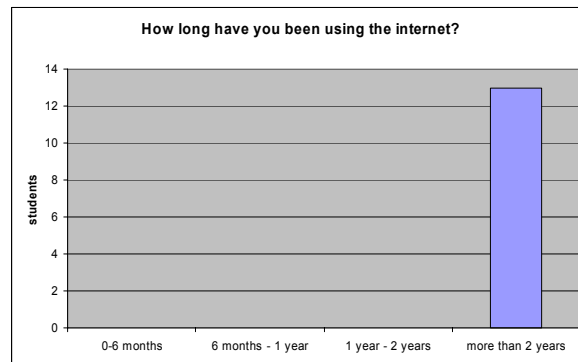
Q4. What is your language?



4 students answered French, while none of them answered English, Italian or German. 8 answered “other”, unfortunately we were not able to catch more information on this.

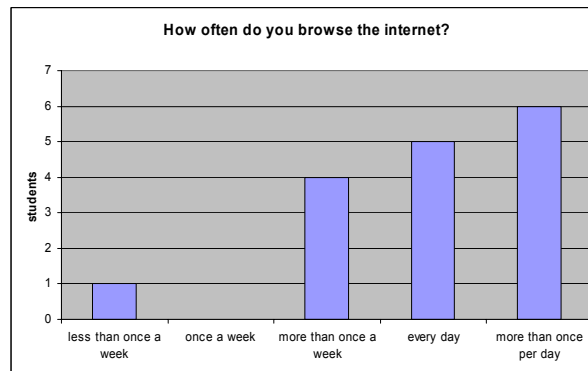
Q5. How long have you been using the internet?

The entire sample answered that is more than two years that they use it.



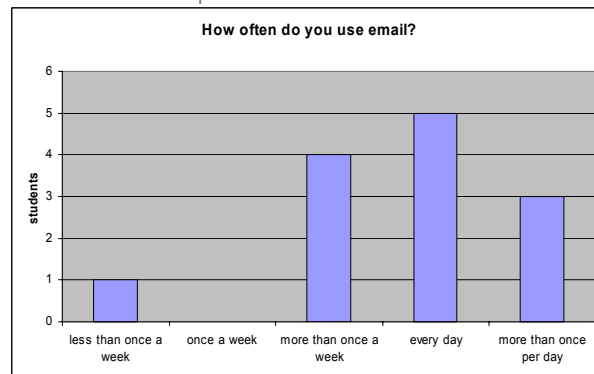
Q6. How often do you browse the internet?

8 students answered that they browse at least once a day, 4 students said more than once a week and only 1 student answered less than once a week.



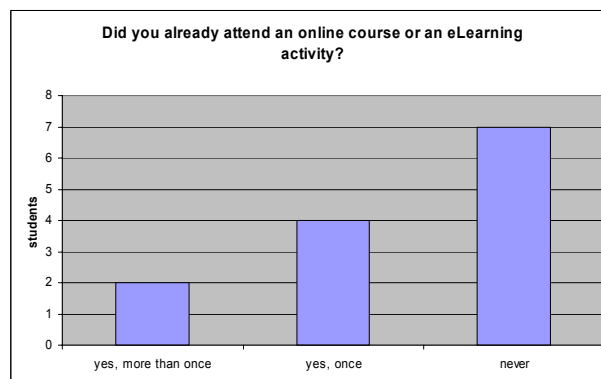
Q7. How often do you use email?

8 students use email at least once a day, 4 students said more than once a week and only 1 student answered less than once a week.



Q8. Did you already attend an online course or an eLearning activity?

7 students never approached eLearning before, while 6 of them already had eLearning experiences.



Q9. If yes, have you been satisfied of these experiences?

2 students answered that they had a really bad experience using eLearning (1=not at all), while the rest was quite satisfied

Q10. Why?

Positive comments focused on flexibility while negative on the unusualness of the experience.

Q11. How much are you interested in EAD learning experiences?

The large majority (10 out of 14) was interest in EAD learning activities, 2 students did not answered and 2 were not interested.

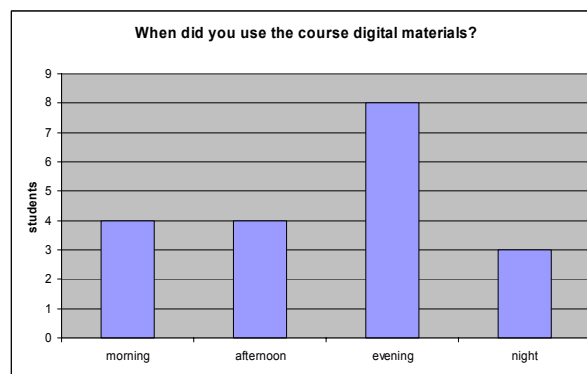
Q12. Why?

Positive comments regard flexibility and while negative comments regard the use of PC as learning tool. In any case the blended solution was the preferred one.

Use of the course digital materials

Q13. When did you use the course digital materials?

The preferred time to access the digital materials is during the evenings (8 students), mornings and afternoons are good times too (4 students each) and nights the less used time (3 students)

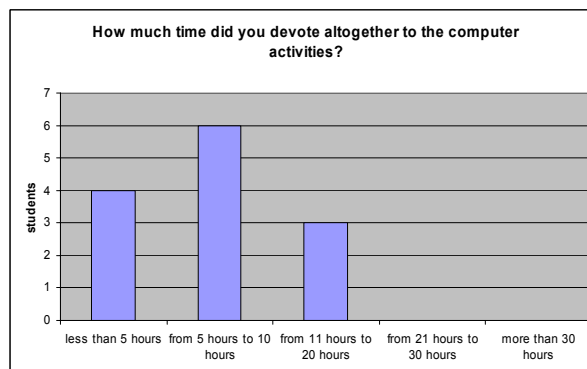


Q14. Where did you connect from?

10 students answered from the university and 8 from home.

Q15. How much time did you devote altogether to the computer activities?

6 students studied on a range from 6 to 10 hours, while 4 studied less than 5 hours and 3 from 11 to 20 hours.



Q16. Did you carry out the foreseen activities on the computer?



7 students said yes while 2 admit not and 4 did not answered.

Communication

Q17. With regards to the online work, was it easy to communicate with the professor/assistant?

9 students answered positively (in a range from 1 to 5 they answered from 3 to 5), two had difficulties and 3 did not answer.

Q18. Was the online communication with professor/assistant useful for your learning activity?

8 students said yes while 4 no.

Impact

Q19. Did the computer activities satisfy you?

11 students answered yes (from 3 to 5 in a 5 scale), 2 students were not satisfied and 1 did not answered.

Q20. What did you like the most?

Students liked the most the accessibility of different learning materials and test.

Q21. What didn't you like at all?

Some students did not like tests but in the most cases they did not like to work with PC.

Q22. Would you like to attend other courses/modules like these?

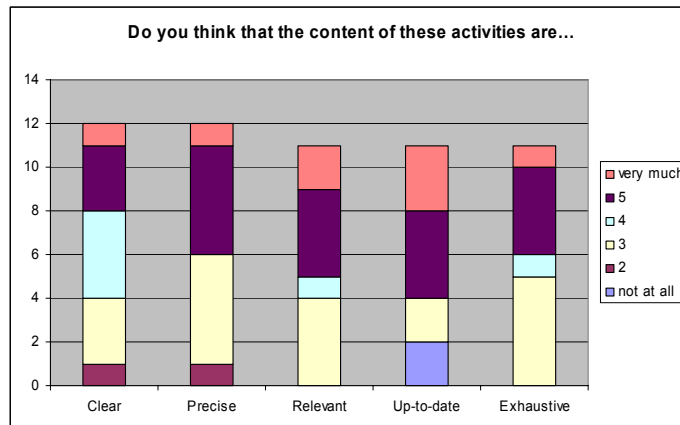
11 students answered yes while 2 no.

Evaluation

Q23. Do you think that the content of these activities are...

- clear: 8 students find it clear (form 4 to 6 in a 6 scale point), while 4 not (form 1 to 3 in a 6 scale point), and 2 did not answered;
- precise: 6 students find it precise (form 4 to 6 in a 6 scale point), while 6 not (form 1 to 3 in a 6 scale point), and 2 did not answered;
- relevant: 7 students find it relevant (form 4 to 6 in a 6 scale point), while 4 not (form 1 to 3 in a 6 scale point), and 3 did not answered;

- up-to-date: 7 students find it up-to-date (form 4 to 6 in a 6 scale point), while 4 not (form 1 to 3 in a 6 scale point), and 3 did not answered;
- exhaustive: 6 students find it exhaustive (form 4 to 6 in a 6 scale point), while 5 not (form 1 to 3 in a 6 scale point), and 3 did not answered;



Q24. Did you have technological problems that prevented you from doing the online activities?

9 students answered no and 3 answered yes.

Q25. If yes, which ones?

Students answered: disconnection problems and not having internet at home.

Q26. Was the technological support effective?

11 students answered yes and only 1 no.

Q27a. Was it easy to use the computer activities?

10 students (form 4 to 6 in a 6 scale point) agree, 2 did not (form 1 to 3 in a 6 scale point), and 2 did not answered.

Q27b. How clear were the instructions to perform the activities?

9 students (form 4 to 6 in a 6 scale point) agree, 3 did not (form 1 to 3 in a 6 scale point), and 2 did not answered.

Q27c. How easy was the content navigation?

6 students (form 4 to 6 in a 6 scale point) agree, 6 did not (form 1 to 3 in a 6 scale point), and 2 did not answered.

Q27d. How attractive did you find the graphic design of the online materials?

8 students (form 4 to 6 in a 6 scale point) agree, 4 did not (form 1 to 3 in a 6 scale point), and 2 did not answered.

Q27e. How useful were the multimedia materials?

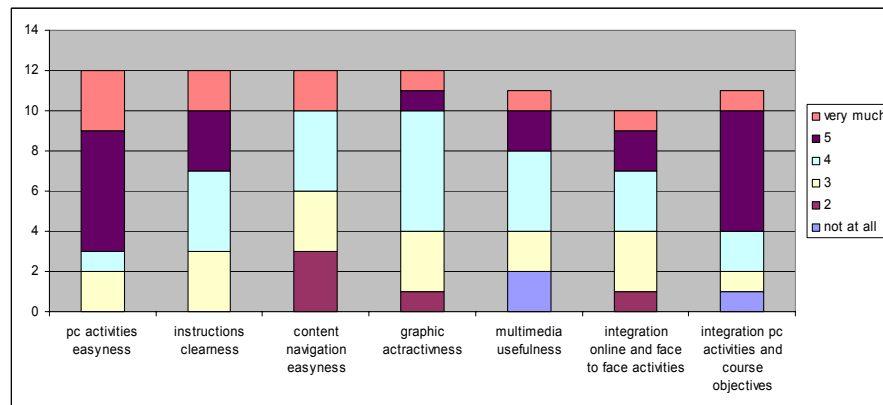
7 students (form 4 to 6 in a 6 scale point) agree, 7 did not (form 1 to 3 in a 6 scale point), and 3 did not answered.

Q27f. How well integrated were online and face to face activities?

6 students (form 4 to 6 in a 6 scale point) agree, 4 did not (form 1 to 3 in a 6 scale point), and 4 did not answered.

Q27g. How did the computer activities fit the course objectives?

9 students (form 4 to 6 in a 6 scale point) agree, 2 did not (form 1 to 3 in a 6 scale point), and 3 did not answered.



Q28. Which difficulties did you find during computer activities?

English was the only remark (by one person)

Q29. What is the added value of computer based activity?

Students answered flexibility and quality of materials.

Q30. Do you have any suggestions to improve computer activities?

Translation was the only relevant comment.

Annex 1

The questionnaire, as was submitted via web to students is attached.

Questionnaire text

1 Profile

Q. Domanda 1a

Age

- <20 21-25 26-30 31-35 36-40
 41-45 46-50 >50

Q. Domanda 1b

Sex

- Female Male

Q. Domanda 1c

Place of birth

- Switzerland Italy Germany
 France Other

Q. Domanda 1d

Mother tongue

- Deutsch Français Italiano English Altro

Q. Domanda 1e

How long have you been using the internet?

- 0-6 months 6 months - 1 year 1 year - 2 years
 more than 2 years

Q. Domanda 1f

How often do you browse the internet?

- less than once a week once a week more than
 once a week every day more than once per day



Q. Domanda1g

How often do you use e-mail?

- less than once a week once a week more than
 once a week every day more than once per day

Q. Domanda1h

Did you already attend an online course or an eLearning activity?

- yes, more than once yes, once never

Q. Domanda1i

If yes, have you been satisfied of these experiences?

- (1=not at all; 5=very much) 1 2 3 4 5

Q. Domanda1l

Why?

Q. Domanda1m

How much are you interested in ... learning activities?

- (1=not at all; 5=very much) 1 2 3 4 5

Q. Domanda1n

Why?

2 Use of the course digital materials

Q. Domanda2a

When did you use the course digital material? (More answers are possible)

- morning afternoon evening night

Q. Domanda2b

Where did you connect from? (More answers are possible)

- from school from home from office
 other



Q. Domanda2c

How much time did you devote altogether to the computer activities?

- less than 5 hours from 5 hours to 10 hours from 11 hours
to 20 hours from 21 hours to 30 hours more than 30 hours

Q. Domanda2d

Did you carry out all the foreseen activities on the computer?

- (1=any; 5=all) 1 2 3 4 5

3 Communication

Q. Domanda3a

With regard to the on-line work, was it easy to communicate with the professor/assistant?

- (1=terrible; 5=excellent) 1 2 3 4 5

Q. Domanda3b

Was the online communication with professor/assistant useful for your learning activity?

- yes no

4 Impact

Q. Domanda4a

Did the computer activities satisfy you?

- (1=not at all; 5= very much) 1 2 3 4 5

Q. Domanda4b

What did you like the most?

Q. Domanda4c

What didn't you like at all?

Q. Domanda4d

Would you like to attend other courses/modules like these?

- yes no



5 Evaluation

Q. Domanda5a

Do you think that the content of these activities are:

Clear Precise Relevant Up-to-date Exhaustive

not at all 2 3 4 5 very much

Q. Domanda5b

Did you have technological problems that prevented you from doing the online activities?

yes no

Q. Domanda5c

If yes, which ones?

Q. Domanda5d

Was the technological support effective?

yes no

Q. Domanda5e

Was it easy to use computer activities?

How clear were the instructions to perform the activities?

How easy was the content navigation?

How attractive did you find the graphic design of the online materials?

How useful were the multimedia materials (video, animations, etc.)?

How well integrated were online and face-to-face activities?

How did the computer activities fit the course objectives?

not at all 2 3 4 5 very much

Q. Domanda5f

Which difficulties did you find during computer activities?



Q. Domanda5g

What is the added value of computer based activity?

Q. Domanda5h

Do you have any suggestions to improve computer activities?
